



**WIKIPEDIA**  
Insakulofidiya ta Kyauta

# Rubuta mukala

## HAUSA WIKIPEDIA

*Yanda ake rubuta mukala wato (Articles) a Hausa Wikipedia*

**Idan kana bukatan Karin bayani kamin Magana a shafina na  
Wikipedia**

---

**User:** [Anasskoko](#)  
[https://ha.wikipedia.org/wiki/User\\_talk:Anasskoko](https://ha.wikipedia.org/wiki/User_talk:Anasskoko)

[Aanass.aadam@gmail.com](mailto:Aanass.aadam@gmail.com) 2347016960295

---

## Contents

Manufofi biyar na Wikipedia _____	1
Shawarwari goma_____ <b>Error! Bookmark not defined.</b>	
Yadda ake rubuta mukala(Article) _____	3
Salan amfani da Wiki-Code _____	4
Visual edit da kuma Sources_____	5
Manazarta_____	6
Editoci_____	7
Category_____	8
Insert box_____	9

“Manufofi biyar na Wikipedia na bada cikakken bayani ne akan manufofin Wikipedia”

---

{Ka rubuta wannan link din domin zuwa asalin shafin a Hausa Wikipedia, [https://ha.wikipedia.org/wiki/Wikipedia:Manufofi\\_biyar](https://ha.wikipedia.org/wiki/Wikipedia:Manufofi_biyar).

---

## Manufofi biyar na Wikipedia

---

### 1. Insakolofidiya ce kundin ilimi

#### Wikipedia insakulofidiya ce, (Kundin Ilimi)

Wikipedia insakulofidiya ce da ta tattaro ilimin bangarori da dama wanda ya shafi dukkan ilimin dan adam. Ba manufar Wikipedia bane tallata wata haja ta wata akidar siyasa ko rayuwa, bu kuma hadafinta bane tallacen tallacen ra'ayoyi da kuma kayan kasuwanci ba. Wikipedia ta bambanta da jarida ko mujalla, domin ba hadafinta bane bada labaran yau da kullum ba, ba kuma kamus bace, domin ba manufar ta bane bada bayanin ma'anonin kalmomi ba.

### 2. Wikipedia ana rubuta ta ne daga mahangar da ba san rai

Editocin Wikipedia suna kokarin yin bayanin al'amurra daga mahangar da ba son rai a cikinta, da kuma baiwa kowane al'amari hakinsa. Wannan yana nufin dukkan mukaloli dake a cikin Wikipedia ya zama tilas a rubuta su daga mahangar adalci, mahangar da ba son rai ko kuma fifita wani al'amari saboda wani dalili. In kana rubuta mukala, ka rubuta iya sahihan bayanai da aka riga aka rubuta a ingantattun littatfai ko jaridu da makamantansu, sanna kuma ka bada inda ka samo wannan bayanin daga karshen

mukalar, wajen rubuta mukala dolene edita ya tabbatar da cewa bayana rubuta mukula bane saboda a bashi kudi ko yayi tallace tallace akan wani, yin hakan zai sa admin su kulle edita, bayan suyi mai kashedi mai yawan gaske.

### **3. Wikipedia ta kowace da kowa, kowa zai iya gyarawa kuma yayi amfani da abubuwan da ke cikinta**

Dukkan abun da aka rubuta a Wikipedia yana karkashin lasisin CC BY-SA 3.0 wanda yake ba kowa damar iya amfani da rubutun, saboda haka babu wani edita daya da yake da hakkin mallakar wata mukala ko wani shafi akan Wikipedia; ko da shi kadai ya rubuta shi duka.

### **4. Editoci dole suyi mu'amala da kowa a Wikipedia cikin girmamawa**

Domin samun damar yin aiki cikin jin dadi da zaman lafiya, dole ne kowane editan Wikipedia ya girmama dan uwanshi, kuma ya maida ansa ko martani ta hanyar amfani da tattausan lafuzza a yayin da ake muhawara. Babu maganar cin zarafin juna, kuma ko da yaushe ka kyautata zato akan danuwanka edita.

### **5. Matsayin dokoki a Wikipedia**

Wikipedia tana da wata babbar manufa ta tattaro dukkanin ilimin dan adam tare da wallafa shi domin amfani al'umma ta hanya mai sauki. Kasancewar wannan manufa tana gaba da komi, yana da kyau duk inda kaga wani gayara ko abinda ba daidai bane a cikin wata mukala, kawai ka gyara shi. Kar ka ji tsoro, kuman kar kayi taraddudi akan hakan.

Wasu daga cikin dokokin Wikipedia

❖ Ba'a tallace tallace

- ❖ Ba'a rubutun san rai
- ❖ Ba'a zagin edita
- ❖ Ba'a bude akount biyu (batare da edita ya sanar ba)
- ❖ Ba'a hada kai dan yin zabe akan ra'ayin wani
- ❖ Ba'a saka rubutu daga wani yana gizo a cikin Wikipedia
- ❖ Dukkan abunda ka rubuta kyauta
- ❖ Ba'a saka hotan da ban aka ba
- ❖ Ba'a ansan kudi dan Kirkiran shafi (In kuma ka ansa to ka sanar)
- ❖ Ba'a goge rubutun wasu sai da dalilai masu karfi.
- ❖ Ba'a rubutun kazafi, zagi ko cin mutunci akan wasu
- ❖ Ba'a karya a Wikipedia.

---

## Shawarwari Goma 10

---

1. **KAYI REJISTA**; Duk da cewa zaku iya gyaran Wikipedia, tare da rubuta mukaloli ba tare da kunyi rajistar account ba, yin rajistar yana da matukar muhimmanci. Zaku iya zabar duk suna ko lakabin da kuke son amfani da shi, domi yin rajistar kyauta ne. Sannan fahimci cewa duk gayran da kuka kayi, yana akan idanun dukkan editoci da ma masu karatu domin hakan shi ke bada dama sanin abund akowa ke aiki akai, sannan da da gyara abubuwan da ba daidai suke ba. Haka zalika, yin rajistar account zai bakau wata damar amfani da wasu ke bantattun abubuwa wanda sai mai account kawai zai iya amfani dasu, kamar amfani da shafin jerin abubuwan da ake bi sawu.
2. **KA FAHIMCI MANUFOFI BIYAR**: Da kwai wasu muhimman manufofin Wikipedia wanda ake kira **Manufofi biyar**, yana da muhimmanci, ku fahimce su, kuma kuyi kokarin amfani da su a yayin da kuke gyaran Wikipedia. Yana da kayau, ku fahimci Wikipedia bata kawo rahoton labarai, wato wani abu wanda ba a riga an rubuta shi ba, a wata ingantacciyar hanyar samun bayanai ko kuma a sahihan littatfai. Sannan Wikipedia ba dandalin sada fadar ra'ayi bane inda zaka tallata kanka ko wani naka, kai koma wata hajarka. Wikipedia ta bambanta matuka da wasu sauran shafukan sada zumunta, dandalin tattaunawa ko kuma gidajen yanar gizon mujallu da jaridu da kuka saba dasu wanda suke bada damar kowa ya fadi ra'ayinsa yadda yake so. Ita Wikipedia, babbar manufar ta shine, tattaro dukkan tabbatace da kuma sahihin ilimi da bayanan abun da dan adam ya sani zuwa wuri guda domin amfani kowa da kowa. Kasancewar Wikipedia nada editoci mabanbanta ra'ayoyi daga ko ina a duniya, ya zama wajibi kuyi mu'amala da kowa cikin girmamawa da kwanciyar hankali ko da a lokacin muhawara. Sannan Wikipedia bata da kayyadajjen lokacin da aka dibar mata domin gama rubuta ta, hasalima ita aiki ne wanda baida karshe. Saboda haka a ko da yausha ana maraba da kai.

3. **KAR KAJI TSORO:** Indai kaga wata mukala dake bukatar wani gyara, ko yaya kankantar shi to kar ka ji tsoro, kawai ka aiwatar da gyaran. Wikipedia da ma wasu shafukan yanar gizo ci gaban su yana ta'allaka ne ga jajircewar masu bada gudummuwa na sakai. Amma yana da kyau, ku bambance gayara mai ma'ana da kuma gyara mara ma'ana.
4. **KASAN ABINDA KAKE RUBUTAWA:** A lokacin da kake rubuta mukalar Wikipedia, ka fahimci kana yin rubuta ne wanda kowa da kowa zai iya karantawa a duk fadin duniya. Saboda haka kayi amfani da sassaukan kalmomi da kuma ciakkekn bayani domin ffahimtar mutane da yawa. Kada kayi rubuta irin wanda za'a gabatar a gaban taron farfesoshi kada kuma kayi irin wanda za'a gabatar a gaban yan makarantar firamare; saboda haka rubutun ka ya zama ztsaka tsakiya domin saukin fahimta.
5. **KAR KA SACI FASAHAN WASU:** Kasancewar kusan duk abunda ke akan Wikipedia an bada shi a lasisin gama-gari ta yadda kowa zai iya amfani da abubuwan dake cikinta, to ya zama wajibi duk kuma abunda za a sama Wikipedia shima ya zama yana da irin wannan lasisin. Saboda haka, Wikipedia bata ansar ko wane irin rubutu ko hoto wanda bashi da cikakken izini daga mai hakkin mallakar shi. Kada ku kwafo rubutu daga wasu shafukan yanar gizo, ko a litattafai ko jaridu ba tare da izini ba. Duk rubutun da aka tabbatar an kwafo shi daga wani guri ba tare da izini ana goge shi da gaggawa a Wikiped tare dayin gargadi ga mai aikata hakan. Wikipedia ta dauki Hakkin Mallaka da matukar muhimmanci kuma ya zama tilas akan kowane editan Wikipedia ya kiyaye wannan.
6. **TUSHE KO ASALIN MAGANAR KA:** Wikipedia kundin ilimi ne na hakika. Domin tabbatar da hakan, ya zama tilas duk bayanin da ka bayar ka bada tushensa, wato sahihin wurin kamar jaridu, mujjallu ko litattatafai. Haka zalika zaku iya bada tushen bayani ta hanyar malikin su a inda suke akan yanar gizo. Sannan ku fahimci cewa duk bayanin da kuka bayar da tushensa, kowa zai iya bincikawa domin ya tabbatar

da gaskiyar al'amarin. Abubuwan da aka gano ba gaskiya bane dole a cire daga Wikipedia baki daya.

7. **KA GUJI TALLA NAKA KO NA WASU:** Talla, kowace kala ce tayi hannun riga da manufar Wikipedia; ku guje ta. Kada kuyi kokarin amfani da Wikipedia wajen tallata kanku, ko wani mutum da kuke kauna ko kuma wani kasuwanci, ko fahimta ta addini ko siyasa.
8. **YI AMFANI DA ILIMI:** Yana da kyau ku bada gudummuwa a fannin da kuka karanta ko kuka fi sani, kamar bangaren ilimin kimiyya, tarihi ko kuma fasahar sadarwa. Amma ku fahimci Wikipedia bata amsar sabon ilimi daka gano ko kuma wani bincike da kayi, wanda ba a riga an wallafa shi ba a sahiha
9. **KAR KA SAKA SAN RAI:** Dukkan mukaloli dake a cikin Wikipedia ya zama tilas a rubuta su daga mahangar adalci, mahangar da ba son rai. In kana rubuta mukala, ka rubuta iya sahihan bayanai da aka riga aka rubuta a ingantattun littatfai ko sahihan jaridu da makamantansu.
10. **KAYI TAMBAYA:** Wikipedia wani lokaci ta kanyi wahalar fahimta wurin sababbin editoci, musammam ta hanyar amfani wasu da ke wajen sarraf shafi. Kada kuyi kasa da gwuwa wajen tambaya akan duk wani abu da ya shige maku duku ko kuke neman karin bayani. Zaku iya neman taimako ta hanyoyi da dama. Daya daga cikinsu shine ta hanyar rubuta **a taimaka a kofan al'umma dake babban shafin Hausa Wikipedia**, tare da yin bayani irin taimakon da kuke so. Da zarar kunyi hakan, za a samu wani editan da zaizo ya amsa dukkan tambayoyinku.



## Yanda ake rubuta mukala (Article)

### Ka zaba mukala (Article)

- Misali “Ido”
- Ka rubuta bayanan ilimi akan “Ido”
- Ka samar da hujjoji wato manazarta.

### Ka tattaro bayanai

- Bayanai
- Manazarta
- Diddigin bayanai

*Yanda ake rubuta mukala a Visual edit da kuma source edit.*

Idan zaka rubuta mukala ka shiga babban shafin Hausa Wikipedia, ka rubuta sunan a **search box**, idan ya bude maka zai nuna maka rubutun yayi **Ja** cewa babu sunan a Hausa Wikipedia ka kirkira shafin, sai ka danna Jan rubutun domin Kirkiran shafi kamar haka, A **Visual edit** kenan

Special page

### Search results

🔍 Shehu Sambo 🔍 Search

Advanced search: Sort by relevance × Hausa - tɪde ▾

Search in: (Main) ×

Did you mean: shehu **saman**

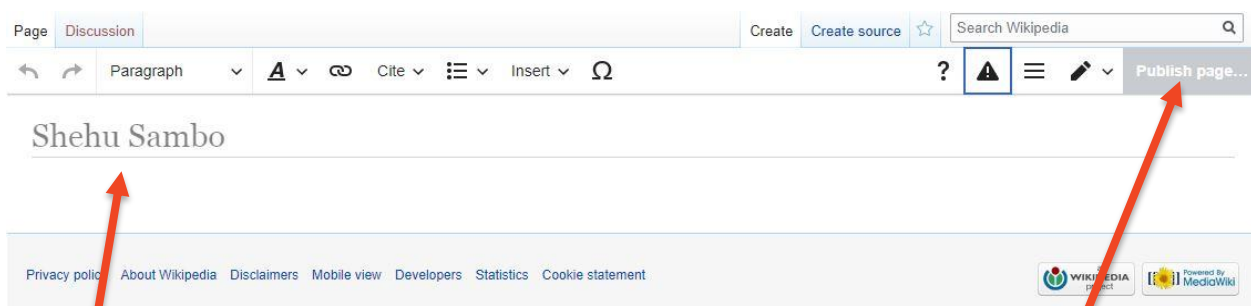
Create the page "**Shehu Sambo**" on this wiki! See also the search results found.

**Maradun**  
haifa kamar haka(a) Idi danba **sambo** (b)Bunun rijiya(c)Ima (d) Dadi Bunun Gobba (e) Haruna shaho.Muh'd labbo dan **sambo** yagadi Dan Maliki Umaru Dangindau  
2 KB (355 words) - 10:52, 1 August 2020

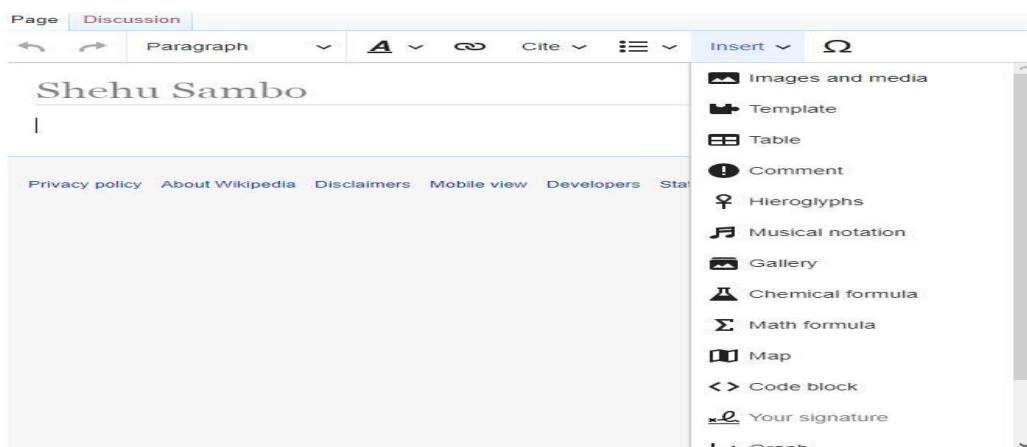
**Jerin Hausawa**  
Mahamadou Issoufou Muhammadu Buhari Rabiu Kwankwaso Umar Ganduje Namadi **Sambo** Umaru Dikko Sidi Bage Aliko Dangote Alhassan Dantata Alhaji Aminu Dantata  
2 KB (177 words) - 07:27, 20 August 2020

**Zazzau**  
sarautar ta a birnin Zariya dake jihar Kaduna a Arewacin Najeriya . Alhaji **Shehu** Idris

Daga nan ne zai bude maka shafin da babu rubutu a ciki, wanda kaine zaka rubuta rubutun a cikin shafin, kamar haka



A nan ne zaka fara rubutu akan **Shehu Sambo**, sai ka rubuta dukkannin bayanan ilimi akan Shehu Sambo, ka tabbatar da maganan da ka fada akan Shehu Sambo gaskiya ne, kuma babu kazafi ko karya ko soki burutsu, Idan ka gama rubutun sai ka danna **Publish Changes** dake hannun dama a sama, idan kana san ka saka hoto ko tebirin jadawali sai ka danna **Insert**, kamar yanda kake ganin shi a hotan dake sama, idan ka danna shi bayanai zasu fito kamar haka



A nan ne zaka zaba ka saka hoto, ko tebirin jadawali, ko wasu abubuwan da kake bukatan sakawa. Nasan edita zai sha wahala gurin yin rubutu, zai ga baya iya rubuta abubuwa da kyau, ga wasu daga cikin rubutaccen mukala wato Article, ya zama misali akan yanda ake rubutu.

# Cikakken rubutaccen Mukala (Article)

## Abinda zaka rubuta

'''[Abdulmajid Aliyu](#)''' (wanda aka fi sani da '''[Zayn Africa](#)''') ana kuma kiranshi da '''[Abdulmajid Aliyu Zubair](#)''' , Ya kasance mawaƙin [[[Nijeriya](#)]]. An haifeshi a garin [[[Kaduna \(birni\)|Kaduna](#)]] dake [Kasar \[\[Nijeriya\]\]](#) a ranar 1 ga Yuni na shekarar 1994.

== [Ilimi](#) ==

[Zayn Africa](#) Yayi makarantar firamare da sakandare a makarantar sojoji ta Command (CSSKD) dake [Kakuri](#) a [Kaduna](#), yayi kuma karatunsa ta jami'a a bangaren gvaran [kwamfuta wato](#) Computer Engineering a [[[Jami'ar Bayero|Jami'ar Bayero](#)]] dake garin [[[Kano \(jiha\)|Kano](#)]].

== [Waka](#) ==

[Zayn Africa](#) ya fara wakokin gambarar Hausa ta zamani [[[Hausa HipHop](#)]], pop da Afro a cikin [kungivarsu ce](#) ta [Yaran North Side \(YNS\)](#).

Idan ka rubuta wannan a **Sources Editing**, kaga yanda zai nuna maka idan ka koma Visual Editi, ko kuma ka danna **Publish Changes**

[Abdulmajid Aliyu](#) (wanda aka fi sani da [Zayn Africa](#)) ana kuma kiranshi da [Abdulmajid Aliyu Zubair](#). Ya kasance mawaƙin [Nijeriya](#). An haifeshi a garin [Kaduna](#) dake [Kasar Nijeriya](#) a ranar 1 ga Yuni na shekarar 1994.

### Ilimi

[Zayn Africa](#) Yayi makarantar firamare da sakandare a makarantar sojoji ta Command (CSSKD) dake [Kakuri](#) a [Kaduna](#), yayi kuma karatunsa ta jami'a a bangaren gvaran [kwamfuta wato](#) Computer Engineering a [Jami'ar Bayero](#) dake garin [Kano](#).

### Waka

[Zayn Africa](#) ya fara wakokin gambarar Hausa ta zamani [Hausa HipHop](#), pop da Afro a cikin [kungivarsu ce](#) ta [Yaran North Side \(YNS\)](#).

A **visual edit** komai yana fitowa a fili, baka da buƙatan ka shan wahala wurin rubuta codi, duk rubutun da kayi zaka ganshi a zahiri, amman idan a **Source editing** ne kada buƙatan rubuta codin a filin domin yana wahala kamar furogiramin, misali akan Visual edit da sources edit. Hoton farko shine rubutu a **Source Editing**, hoto na biyu kuma shine rubutu a **Visual Edit**, Kuma haka zai nuna idan akayi **Publishing**.

# Cheatsheet

Wasu daga cikin Hanyoyin rubuta codin a **Sources Editing**, idan ka rubuta su a **Visual Edit**, kai tsaye zaka ga abinda ka rubuta a aikace, misali

## Hausa Wikipedia Cheatsheet

### Wannan suna aiki a ko'ina cikin Wikipedia

Bayani	Abun da zaku sa	Abun da zaku gani
Kwantaccen rubutu	<code>''kwantacce''</code>	<i>kwantacce</i>
Kakkauran rubutu	<code>'''kakkaura'''</code>	<b>kakkaura</b>
Kwantacce kuma kakkaura	<code>''''''kwantacce kuma kakkaura''''''</code>	<i><b>Kwantacce kuma kakkaura</b></i>
Yin mahada zuwa wani shafi	<code>[[Kano]]</code> <code>[[Kaduna]]</code>	Kano Kaduna
Mahadar shafi da wani suna	<code>[[Kano (jiha) Kano]]</code>	Kano
Mahadi zuwa sashe a cikin shafi	<code>[[Nijeriya#Tarihi]]</code> <code>[[Nijeriya#Tarihi Tarihin Nijeriya]]</code>	Nijeriya#Tarihi Tarihin Nijeriya
<i>Duk shafin da ba'a kirkira ba, inda aka sa shi cikin mahadar baka hudu "[[kamar haka]]" to zai nuna sunan da jar kala.</i>	<code>[[Misali]]</code>	Misali
Mahadar shafin yanar gizo	<code>https://www.ha.wikipedia.org</code>	<code>https://www.ha.wikipedia.org</code>

<i>Soke rubutu a Shafukan tattaunawa.</i>	<code>&lt;s&gt;An soke wannan rubutun&lt;/s&gt;</code>	An soke wannan rubutun
Jan layi a Kasar rubutu	<code>&lt;u&gt;An ja layi a kasan wannan rubutun&lt;/u&gt;</code>	An ja layi a kasan wannan rubutun

### Wannan suna aiki ne a farkon layi kawai.

Bayani	Abunda zaku sa	Abunda zaku gani
Mahadar tura wani shafi zuwa wani shafin <i>Wannan dole ne a sashi a farkon layi kawai, kuma shi kadai a shafin.</i>	<code>#REDIRECT [[Shafin da ake so Mahadar taje]]</code>	<b>Shafin da ake so Mahadar taje</b>
Mahadar tura wani shafi zuwa wani sashe a cikin wani shafin	<code>#REDIRECT [[Shafin da ake so Mahadar taje#Sunan sashe]]</code>	<b>Shafin da ake so Mahadar taje#Sunan sashe</b>
Zabar hawa-hawa a wurin sassan mukala mukala <i>Da zaran an samu sassa hudu a shafi, zai bayyana.</i>	<code>==Hawa na 2==</code> <code>===Hawa na 3===</code> <code>====Hawa na 4====</code> <code>-----Hawa na 5-----</code> <code>=====Hawa na 6=====</code>  <i>(Babu bukatar amfani da =Hawa na 1= domin dashi sunan shafin yake amfani)</i>	<b>Hawa na 2</b> <b>Hawa na 3</b> <b>Hawa na 4</b> <b>Hawa na 5</b> <b>Hawa na 6</b>

Jerin abubuwa	<code>* Na daya</code> <code>* Na biyu</code> <code>** Na daya, a karkashin na biyu</code> <code>* Na ukku</code>	<ul style="list-style-type: none"> <li>Na daya</li> <li>Na biyu <ul style="list-style-type: none"> <li>Na daya, a karkashin na biyu</li> </ul> </li> <li>Na ukku</li> </ul>
Jerin abubuwa da lambobi	<code># daya</code> <code># Biyu</code> <code>## Na daya, a karkashin na biyu</code> <code># Ukku</code>	<ol style="list-style-type: none"> <li>Na daya</li> <li>Na Biyu <ol style="list-style-type: none"> <li>Na daya, a karkashin na biyu</li> </ol> </li> <li>Na Ukku</li> </ol>
Daidata rubutu a shafin tattaunawa	<code>Na farko baya bukatar komi</code> <code>:daidaito na farko</code> <code>::daidaito na biyu</code> <code>:::daidaito na ukku</code> <code>::::daidaito na hudu</code>	<p>Na farko baya bukatar komi</p> <p>daidaito na farko</p> <p>daidaito na biyu</p> <p>daidaito na ukku</p> <p>daidaito na hudu</p>


**Kwararrun Editoci a Hausa Wikipedia (Ka tuntibi)**



**Anasskoko**  
Wikipedian  
[Aanass.aadamm@gmail.com](mailto:Aanass.aadamm@gmail.com)  
07016960295



**Musa Vacho77**  
Wikipedian  
**Tel**  
07017636739  
**Fax**



**Abubakar A Gwanki**  
Wikipedian  
**Tel** 07019977117  
**Fax**



**M-Mustapha**  
Wikipedian  
**Fax**  
<https://ha.wikipedia.org/wiki/User:M-Mustapha>




**DonCamillo**  
Wikipedian  
**Fax**  
<https://ha.wikipedia.org/wiki/User:DonCamillo>

## Domin Karin bayani

---

ha.wikipedia.org  
Aanass.aadamm@gmail.com  
2347016960295

Tintibe mu a shafukan sada zumunta



Daukan nauyi

